

Signify Classified - Internal
Cooper Lighting Solutions Photometric Lab
1121 Highway 74 South
Peachtree City, GA 30269



Scaled data based on original data using
LM-79-08 Approved Method: Electrical and Photometric Measurements of Solid-
State Lighting Products

Test Report Prepared for
Cooper Lighting Solutions
(formerly Eaton)

Brand: STREETWORKS

Report Number: P867712

Luminaire Tested: **MEM2-HTN-SA-120-722-U-T4W-HSS**

Issue Date: 08/21/2024



Test Information

Test Method: LM-79-08
Report Number: P867712
Test Lab: INNOVATION CENTER(G3)
Issue Date: 08/21/2024
Manufacturer: COOPER LIGHTING SOLUTIONS (FORMERLY EATON)
Product Line: STREETWORKS
Catalog Number: MEM2-HTN-SA-120-722-U-T4W-HSS
Description: EPIC MODERN TALL HOUSING DISCRETE LED ARRAYS 120W 70CRI 2200K
FIXTURE w/ TYPE IV WIDE DISTRIBUTION OPTIC AND HOUSE SIDE SHIELD
Light Source: (20) 2200K CCT, 70 CRI LEDS
Ballast/Driver: ELECTRONIC DRIVER

Summary

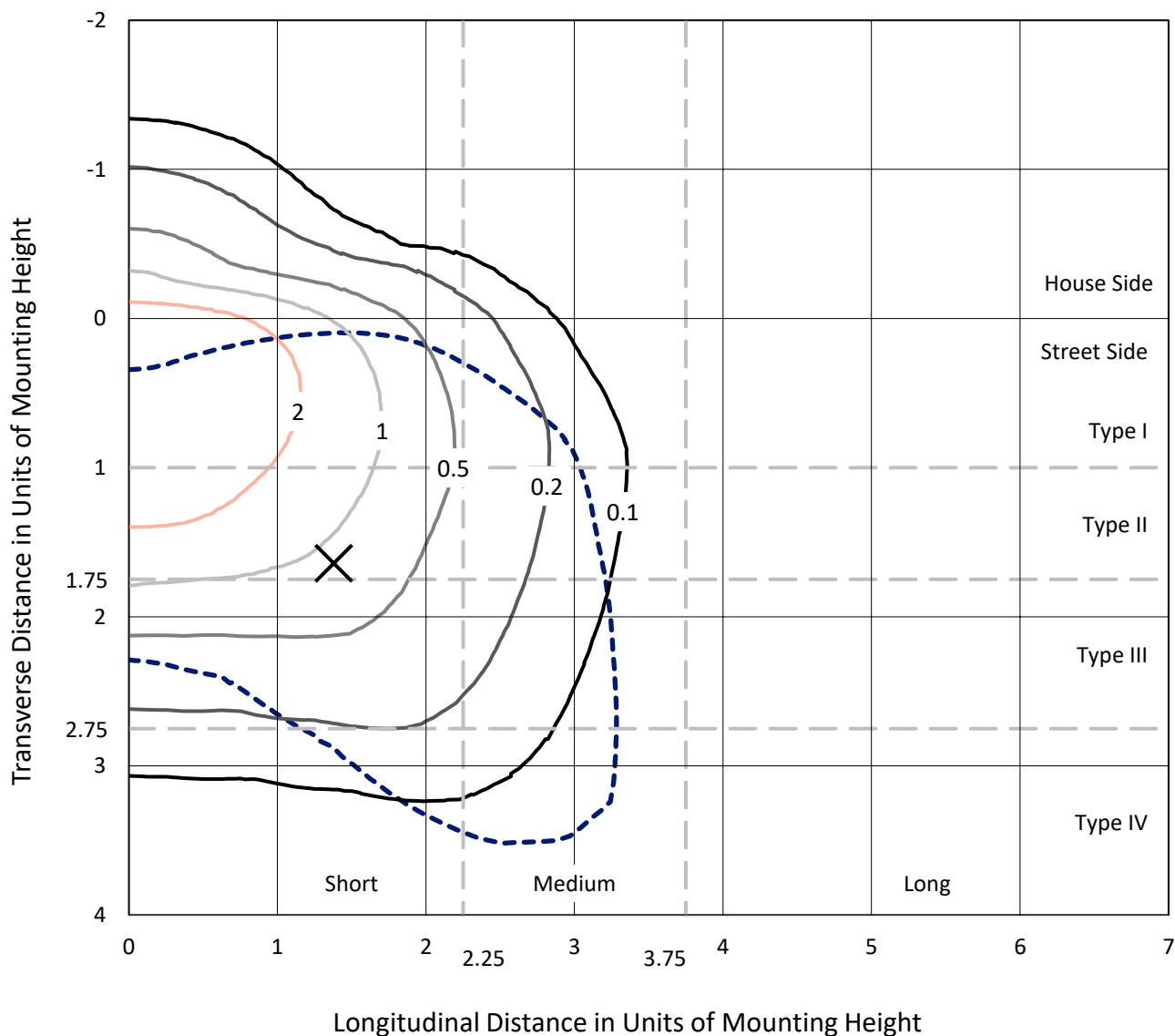
Lumens per Lamp: N/A
Luminaire Lumens: 8370.7 lumens
Efficiency: N/A
Efficacy: 82.9 lumens/watt
Luminous Opening: Rectangular (W 0.67' x L: 0.33' x H: 0')
IES Classification: Type IV - Short
BUG Rating: B1 - U0 - G2

Input Watts (W): 101
Input Voltage (V): 120
Input Current (A_{in}): NR
Voltage Rise (V): NR
Power Factor: 0.99
Total Harmonic Distortion (THDi): 9.45%
Frequency (hertz): 60
Stabilization Time: NR
Operation Time: NR
Ambient Temperature (°C): NR
Test Distance: 24 FT

REPORT NUMBER: P867712
 CATALOG NUMBER: MEM2-HTN-SA-120-722-U-T4W-HSS

Iso-Footcandle Lines of Horizontal Illumination

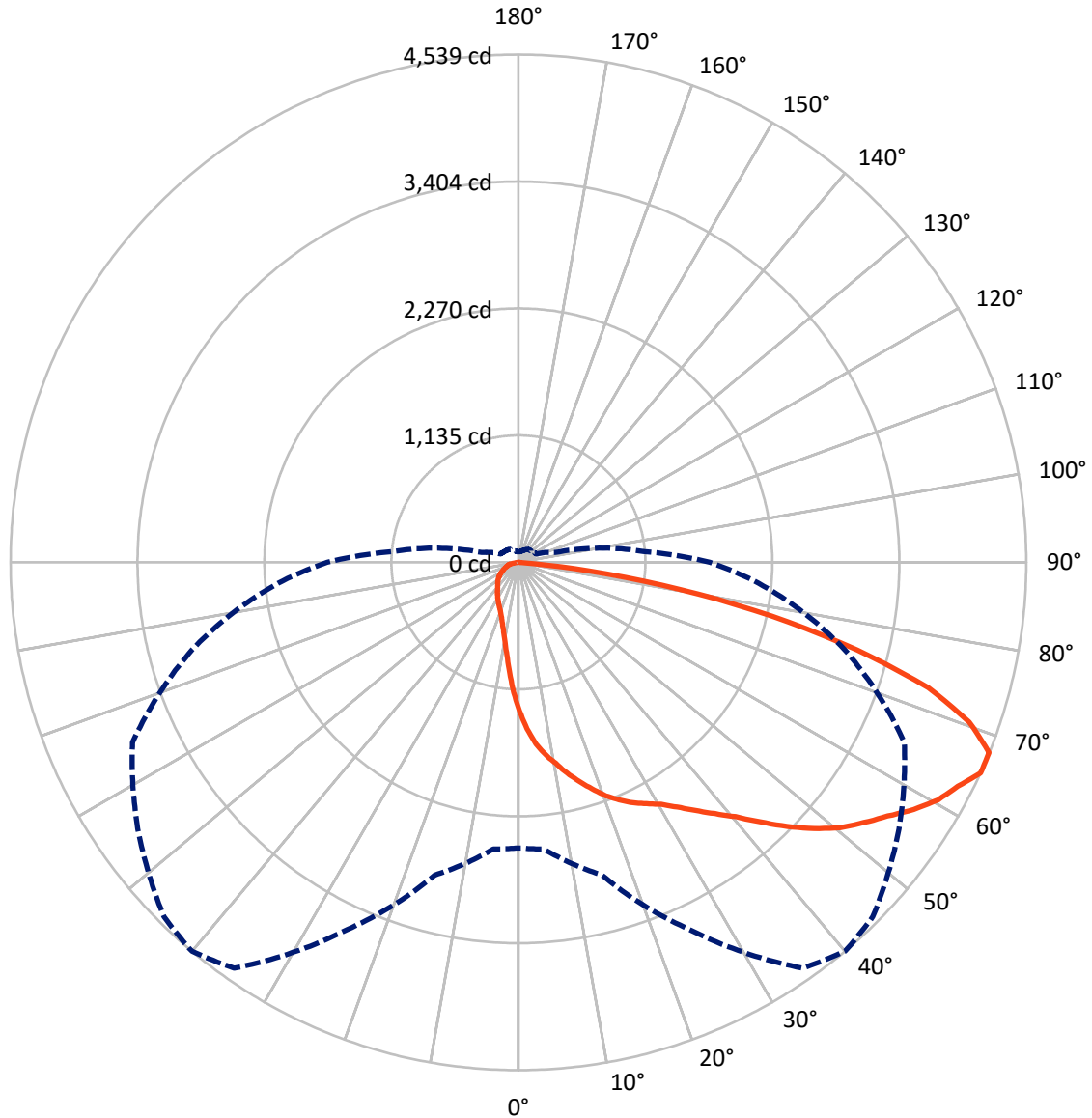
× Max cd
 - - - 1/2 Max cd



Based on 20 foot mounting height. Maximum calculated value = 4.8 fc
 Type IV - Short - N/A

REPORT NUMBER: P867712
CATALOG NUMBER: MEM2-HTN-SA-120-722-U-T4W-HSS

Luminous Intensity Polar Plot



— Vertical Plane Through 40-Deg Lateral - - - Horizontal Cone Through 65-Deg Vertical

REPORT NUMBER: P867712

CATALOG NUMBER: MEM2-HTN-SA-120-722-U-T4W-HSS

FLUX DISTRIBUTION:

		Downward	Upward	Total
House Side	Lumens	1002.1	0.0	1002.1
	% Fixture	12.0	0.0	12.0
Street Side	Lumens	7368.5	0.0	7368.5
	% Fixture	88.0	0.0	88.0
Total	Lumens	8370.7	0.0	8370.7
	% Fixture	100.0	0.0	100.0

ZONAL LUMENS:

Zone	Lumens	% Fixture
0°-10°	124.6	1.5
10°-20°	374.5	4.5
20°-30°	644.2	7.7
30°-40°	973.9	11.6
40°-50°	1424.0	17.0
50°-60°	1818.8	21.7
60°-70°	1815.1	21.7
70°-80°	1064.4	12.7
80°-90°	131.1	1.6
90°-100°	0.0	0.0
100°-110°	0.0	0.0
110°-120°	0.0	0.0
120°-130°	0.0	0.0
130°-140°	0.0	0.0
140°-150°	0.0	0.0
150°-160°	0.0	0.0
160°-170°	0.0	0.0
170°-180°	0.0	0.0
0°-90°	8370.7	100.0
0°-180°	8370.7	100.0

Coefficient of Utilization



REPORT NUMBER: P867712

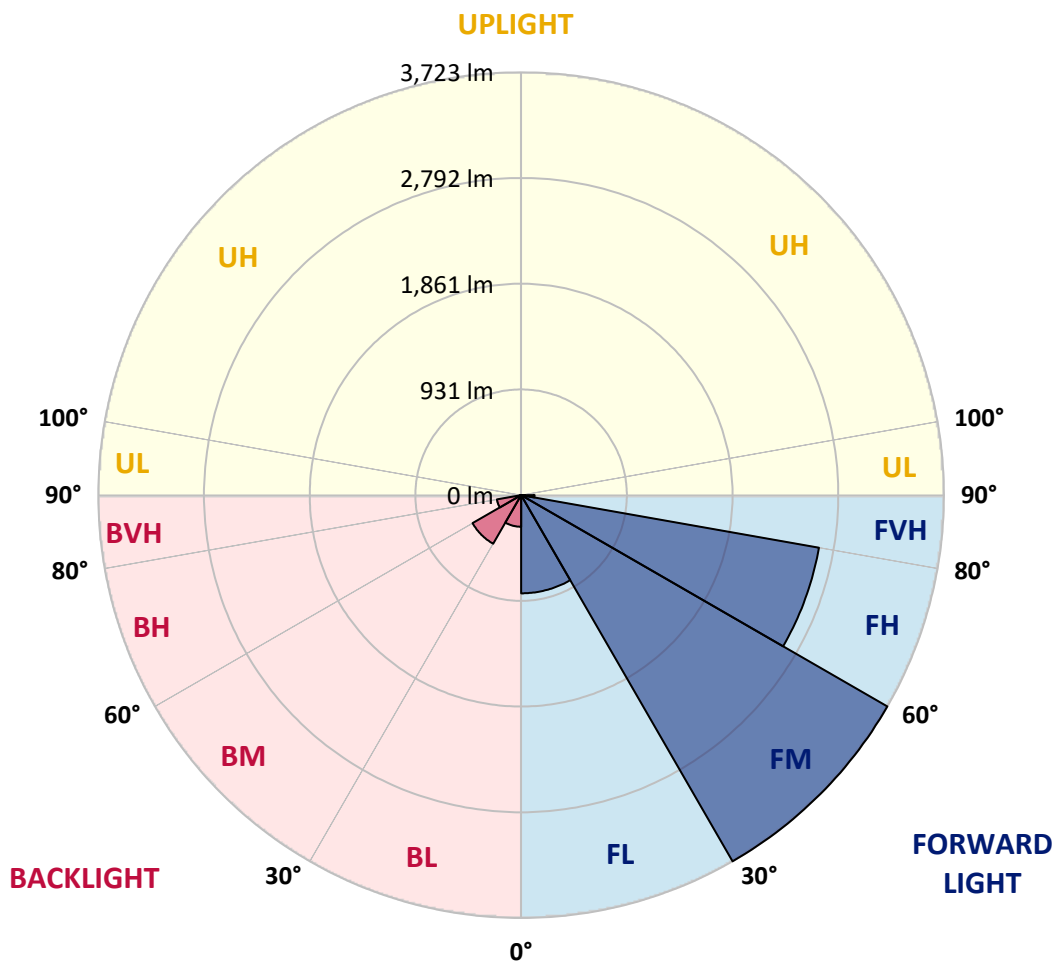
CATALOG NUMBER: MEM2-HTN-SA-120-722-U-T4W-HSS

LUMINAIRE CLASSIFICATION SYSTEM LUMEN TABLE AND BUG RATING:

Zone	Lumens	% Fixture	Zone Rating/Lumen Limit		
			B	U	G
FL (0°-30°)	864.6	10.3			
FM (30°-60°)	3722.9	44.5			
FH (60°-80°)	2662.6	31.8			G2/5000
FVH (80°-90°)	118.5	1.4			G2/225
BL (0°-30°)	278.7	3.3	B1/500		
BM (30°-60°)	493.8	5.9	B1/1000		
BH (60°-80°)	217.0	2.6	B1/500		G1/500
BVH (80°-90°)	12.6	0.2			G1/100
UL (90°-100°)	0.0	0.0		U0/0	
UH (100°-180°)	0.0	0.0		U0/0	

BUG Rating: B1-U0-G2

Type IV Short





REPORT NUMBER: P867712

CATALOG NUMBER: MEM2-HTN-SA-120-722-U-T4W-HSS

CANDELA DISTRIBUTION (FULL):

	0°	5°	15°	25°	35°	40°	45°	55°	65°	75°	85°
0°	1330.6	1330.6	1330.6	1330.6	1330.6	1330.6	1330.6	1330.6	1330.6	1330.6	1330.6
2.5°	1552.3	1545.3	1531.1	1519.3	1502.8	1488.6	1474.5	1448.5	1415.5	1387.2	1351.8
5°	1705.7	1693.9	1684.5	1670.3	1642.0	1630.2	1620.8	1566.5	1509.9	1450.9	1373.0
7.5°	1814.2	1823.7	1804.8	1783.5	1748.2	1734.0	1719.8	1665.6	1594.8	1509.9	1399.0
10°	1939.3	1941.6	1918.0	1892.1	1854.3	1826.0	1807.1	1741.1	1663.2	1568.9	1427.3
12.5°	2059.6	2059.6	2045.4	2007.7	1958.1	1932.2	1899.1	1823.7	1729.3	1618.4	1460.3
15°	2156.3	2161.0	2149.2	2120.9	2066.7	2031.3	1998.2	1910.9	1790.6	1675.0	1486.3
17.5°	2243.6	2241.2	2234.2	2208.2	2156.3	2128.0	2095.0	1998.2	1861.4	1719.8	1526.4
20°	2302.6	2302.6	2300.2	2286.1	2248.3	2227.1	2187.0	2085.5	1939.3	1785.9	1568.9
22.5°	2347.4	2345.0	2345.0	2347.4	2326.2	2304.9	2288.4	2187.0	2019.5	1842.5	1611.3
25°	2385.1	2382.8	2389.9	2394.6	2385.1	2380.4	2361.5	2283.7	2118.6	1908.6	1653.8
27.5°	2434.7	2441.8	2439.4	2439.4	2437.0	2441.8	2439.4	2373.3	2215.3	1979.4	1698.6
30°	2512.5	2524.3	2517.3	2507.8	2507.8	2510.2	2522.0	2479.5	2328.5	2066.7	1748.2
32.5°	2694.2	2682.4	2632.9	2599.8	2604.5	2606.9	2618.7	2595.1	2441.8	2165.7	1800.1
35°	2901.8	2887.6	2833.4	2757.9	2731.9	2722.5	2720.1	2706.0	2564.4	2271.9	1861.4
37.5°	3170.8	3175.5	3095.3	2986.7	2908.9	2849.9	2838.1	2807.4	2670.6	2368.6	1925.1
40°	3444.4	3425.5	3357.1	3251.0	3097.6	2989.1	2953.7	2911.2	2790.9	2470.1	1986.4
42.5°	3708.6	3673.3	3583.6	3468.0	3288.7	3170.8	3090.5	3036.3	2901.8	2581.0	2045.4
45°	4053.1	3951.6	3791.2	3687.4	3463.3	3366.6	3293.4	3173.1	3033.9	2691.8	2116.2
47.5°	4324.4	4128.6	3982.3	3937.5	3644.9	3555.3	3489.2	3321.7	3168.4	2816.9	2189.3
50°	4274.9	4154.5	4119.1	4079.0	3781.8	3727.5	3666.2	3491.6	3305.2	2949.0	2260.1
52.5°	4147.5	4161.6	4206.4	4138.0	3902.1	3864.4	3824.2	3673.3	3442.1	3057.5	2323.8
55°	4046.0	4074.3	4194.6	4173.4	4046.0	4003.5	3975.2	3852.6	3574.2	3156.6	2378.1
57.5°	3862.0	3838.4	3989.4	4234.7	4199.4	4166.3	4138.0	4041.3	3708.6	3227.4	2413.5
60°	3571.8	3484.5	3687.4	4159.3	4305.5	4310.2	4293.7	4182.8	3817.2	3227.4	2394.6
62.5°	3163.7	3081.1	3331.2	3906.8	4362.1	4407.0	4397.5	4232.4	3864.4	3156.6	2321.4
65°	2552.6	2571.5	2894.7	3621.4	4428.2	4539.1	4480.1	4152.2	3805.4	3019.8	2156.3
67.5°	2038.3	2095.0	2385.1	3251.0	4397.5	4536.7	4454.2	3925.7	3552.9	2828.7	1903.9
70°	1609.0	1646.7	1887.4	2750.8	4128.6	4274.9	4171.0	3578.9	3125.9	2533.8	1583.0
72.5°	1257.4	1292.8	1498.1	2201.1	3661.5	3831.3	3701.6	3111.8	2592.8	2149.2	1257.4
75°	955.5	981.4	1134.8	1696.3	2916.0	3128.3	3033.9	2491.3	2024.2	1701.0	962.5
77.5°	615.7	651.1	823.4	1189.0	2059.6	2314.4	2326.2	1861.4	1455.6	1229.1	707.8
80°	408.1	422.3	528.5	773.8	1266.9	1465.1	1533.5	1257.4	929.5	783.3	509.6
82.5°	169.9	188.7	252.4	389.3	634.6	637.0	729.0	530.8	377.5	332.6	214.7
85°	4.7	9.4	7.1	18.9	16.5	26.0	30.7	42.5	30.7	33.0	33.0
87.5°	0.0	0.0	2.4	2.4	4.7	4.7	4.7	4.7	4.7	7.1	4.7
90°	0.0	0.0	0.0	0.0	0.0	0.0	0.0	0.0	0.0	0.0	0.0



REPORT NUMBER: P867712

CATALOG NUMBER: MEM2-HTN-SA-120-722-U-T4W-HSS

CANDELA DISTRIBUTION (continued):

	90°	95°	105°	115°	125°	135°	145°	155°	165°	175°	180°
0°	1330.6	1330.6	1330.6	1330.6	1330.6	1330.6	1330.6	1330.6	1330.6	1330.6	1330.6
2.5°	1335.3	1314.1	1271.6	1238.6	1203.2	1177.2	1153.6	1127.7	1111.2	1113.5	1097.0
5°	1335.3	1295.2	1210.3	1134.8	1066.4	1016.8	962.5	920.1	889.4	884.7	898.9
7.5°	1342.4	1276.3	1148.9	1035.7	941.3	863.5	806.8	764.4	743.1	729.0	726.6
10°	1349.5	1262.2	1092.3	948.4	830.4	745.5	696.0	648.8	625.2	622.8	615.7
12.5°	1354.2	1245.7	1040.4	861.1	738.4	658.2	608.7	570.9	552.1	552.1	549.7
15°	1370.7	1240.9	986.1	795.0	667.7	589.8	547.3	516.7	504.9	497.8	495.4
17.5°	1384.8	1231.5	939.0	729.0	604.0	535.5	495.4	474.2	462.4	457.7	455.3
20°	1406.1	1226.8	894.1	674.7	556.8	490.7	460.0	441.2	434.1	429.4	429.4
22.5°	1427.3	1222.1	849.3	627.5	516.7	457.7	429.4	412.9	405.8	403.4	401.1
25°	1453.3	1219.7	811.6	587.4	481.3	431.7	405.8	391.6	382.2	377.5	377.5
27.5°	1479.2	1222.1	773.8	547.3	450.6	408.1	382.2	365.7	358.6	349.2	351.5
30°	1514.6	1224.4	743.1	514.3	424.7	384.5	361.0	339.7	330.3	325.6	325.6
32.5°	1550.0	1233.9	712.5	483.6	398.7	365.7	337.4	318.5	306.7	304.3	302.0
35°	1587.7	1240.9	684.2	457.7	377.5	344.4	316.1	297.3	287.8	285.5	285.5
37.5°	1630.2	1252.7	662.9	434.1	356.2	323.2	297.3	278.4	271.3	268.9	268.9
40°	1675.0	1271.6	646.4	412.9	339.7	304.3	280.7	264.2	259.5	257.2	257.2
42.5°	1719.8	1288.1	632.3	396.3	323.2	287.8	268.9	252.4	245.4	245.4	245.4
45°	1762.3	1299.9	618.1	379.8	306.7	276.0	254.8	240.6	233.6	233.6	233.6
47.5°	1800.1	1311.7	596.9	363.3	290.2	259.5	243.0	228.8	221.8	221.8	221.8
50°	1840.2	1318.8	573.3	342.1	273.7	247.7	231.2	214.7	210.0	207.6	207.6
52.5°	1873.2	1318.8	542.6	320.8	254.8	231.2	217.0	202.9	195.8	191.1	191.1
55°	1896.8	1318.8	509.6	294.9	235.9	217.0	202.9	188.7	179.3	172.2	172.2
57.5°	1910.9	1311.7	471.8	264.2	217.0	198.2	188.7	172.2	153.3	139.2	134.5
60°	1899.1	1290.5	431.7	231.2	195.8	181.7	174.6	153.3	127.4	120.3	120.3
62.5°	1849.6	1240.9	391.6	202.9	179.3	165.1	158.1	134.5	115.6	108.5	108.5
65°	1710.4	1120.6	342.1	176.9	160.4	151.0	141.6	120.3	103.8	94.4	94.4
67.5°	1507.5	967.3	285.5	155.7	143.9	136.8	129.8	108.5	92.0	82.6	82.6
70°	1222.1	780.9	243.0	136.8	127.4	122.7	115.6	99.1	80.2	73.1	73.1
72.5°	960.2	613.4	202.9	122.7	118.0	108.5	103.8	87.3	73.1	66.1	66.1
75°	714.8	457.7	179.3	108.5	108.5	96.7	94.4	77.9	63.7	59.0	59.0
77.5°	526.1	339.7	155.7	94.4	94.4	84.9	80.2	68.4	59.0	54.3	54.3
80°	356.2	231.2	115.6	70.8	70.8	68.4	63.7	59.0	49.5	44.8	42.5
82.5°	151.0	96.7	56.6	35.4	33.0	26.0	21.2	16.5	16.5	14.2	14.2
85°	26.0	11.8	11.8	9.4	7.1	7.1	7.1	4.7	4.7	4.7	4.7
87.5°	4.7	4.7	4.7	4.7	4.7	4.7	2.4	2.4	2.4	2.4	2.4
90°	0.0	0.0	0.0	0.0	0.0	0.0	0.0	0.0	0.0	0.0	0.0

LM-79-2019: Approved Method: Electrical and Photometric Measurements of Solid-State Lighting Products

Report Prepared for

Cooper Lighting Solutions

Streetworks

Report Number: SP1-2407-157-2

Test Date: 08/07/2024

Luminaire Tested: MEM2-HTN-SA-40-722-U-5WQ-2

Data in this report applies to families of products including MEM2-HTN-SA-40-722-U-5WQ-2

Test Information

Test Method: LM-79-2019
 Report Number: SP1-2407-157-2
 Test Lab: COOPER LIGHTING SOLUTIONS
 Photometer: SP1 - 76IN SPHERE
 Measurement Geometry: 4π
 Issue Date: 08/20/2024
 Manufacturer: COOPER LIGHTING SOLUTIONS
 Product Line: Streetworks
 Catalog Number: **MEM2-HTN-SA-40-722-U-5WQ-2**
 Description: Epic Modern Light Square 40W 5WQ Optic and Flare Trim

Spectral Parameters

CCT (K): 2253
 CIE u': 0.2868
 CIE v': 0.5332
 Duv: -0.0014
 CIE x: 0.4974
 CIE y: 0.4110
 CIE z: 0.0915
 Peak Wavelength (nm): 603
 Dominant Wavelength (nm): 587
 Purity: 72.69432
 Rf: 76.9
 Rg: 92.7

CRI (Ra):	70.6		
R1:	68.4	R9:	-36.0
R2:	88.7	R10:	78.2
R3:	85.4	R11:	61.0
R4:	63.5	R12:	74.2
R5:	69.0	R13:	72.8
R6:	88.9	R14:	92.2
R7:	68.5	R15:	58.0
R8:	32.0		



Test Conditions

Stabilization Time: 29M
 Operation Time: 1H 29M
 Sphere Temperature (°C): 24.1

REPORT NUMBER: SP1-2407-157-2

Measurement and Test Equipment			
Instrument	Identification Number	Calibration Date	Calibration Due Date
Photometer	IN0058	6/18/2024	12/18/2024
Power Meter	INXT2011004	2/8/2024	2/8/2025
AC Power Source	IN0063	10/24/2023	10/24/2024
DC Power Source	IN0208	10/24/2023	10/24/2024
Sphere Thermometer	IN0085	10/24/2023	10/24/2024
Room Thermometer	IN0046	10/24/2023	10/24/2024

REPORT NUMBER: SP1-2407-157-2

CIE 1931 Chromaticity Diagram



CIE 1931 Chromaticity Diagram with 2017 ANSI 7-Step and 4-Step Quadrangles



Point lies inside the ANSI 2200K 4-step quadrangle

REPORT NUMBER: SP1-2407-157-2

Photopic Flux vs. Wavelength



Photopic Lumens: NR

λ (nm)	Power W [^] /nm	Lumens (ϕ /nm)	λ (nm)	Power W [^] /nm	Lumens (ϕ /nm)	λ (nm)	Power W [^] /nm	Lumens (ϕ /nm)	λ (nm)	Power W [^] /nm	Lumens (ϕ /nm)	λ (nm)	Power W [^] /nm	Lumens (ϕ /nm)
360	0	NR	490	117	NR	620	896	NR	750	20	NR	880	0	NR
365	0	NR	495	137	NR	625	838	NR	755	17	NR	885	0	NR
370	0	NR	500	160	NR	630	774	NR	760	14	NR	890	0	NR
375	0	NR	505	183	NR	635	704	NR	765	12	NR	895	0	NR
380	0	NR	510	202	NR	640	635	NR	770	10	NR	900	0	NR
385	0	NR	515	219	NR	645	565	NR	775	9	NR	905	0	NR
390	0	NR	520	235	NR	650	501	NR	780	7	NR	910	0	NR
395	0	NR	525	249	NR	655	440	NR	785	6	NR	915	0	NR
400	0	NR	530	263	NR	660	383	NR	790	5	NR	920	0	NR
405	0	NR	535	281	NR	665	332	NR	795	5	NR	925	0	NR
410	1	NR	540	302	NR	670	286	NR	800	4	NR	930	0	NR
415	3	NR	545	331	NR	675	245	NR	805	3	NR	935	0	NR
420	6	NR	550	366	NR	680	210	NR	810	3	NR	940	0	NR
425	12	NR	555	411	NR	685	178	NR	815	3	NR	945	0	NR
430	21	NR	560	469	NR	690	152	NR	820	2	NR	950	0	NR
435	38	NR	565	536	NR	695	129	NR	825	2	NR	955	0	NR
440	66	NR	570	614	NR	700	109	NR	830	2	NR	960	0	NR
445	122	NR	575	701	NR	705	92	NR	835	1	NR	965	0	NR
450	215	NR	580	785	NR	710	77	NR	840	1	NR	970	0	NR
455	236	NR	585	863	NR	715	66	NR	845	1	NR	975	0	NR
460	170	NR	590	928	NR	720	55	NR	850	1	NR	980	0	NR
465	148	NR	595	971	NR	725	47	NR	855	1	NR	985	0	NR
470	132	NR	600	994	NR	730	40	NR	860	1	NR	990	0	NR
475	104	NR	605	996	NR	735	33	NR	865	1	NR	995	0	NR
480	97	NR	610	979	NR	740	28	NR	870	1	NR	1000	0	NR
485	105	NR	615	943	NR	745	24	NR	875	0	NR			

REPORT NUMBER: SP1-2407-157-2

Scotopic Flux vs. Wavelength



Scotopic Lumens: NR

S/P: 0.96

λ (nm)	Power W [^] /nm	Lumens (φ/nm)	λ (nm)	Power W [^] /nm	Lumens (φ/nm)	λ (nm)	Power W [^] /nm	Lumens (φ/nm)	λ (nm)	Power W [^] /nm	Lumens (φ/nm)	λ (nm)	Power W [^] /nm	Lumens (φ/nm)
360	0	NR	490	117	NR	620	896	NR	750	20	NR	880	0	NR
365	0	NR	495	137	NR	625	838	NR	755	17	NR	885	0	NR
370	0	NR	500	160	NR	630	774	NR	760	14	NR	890	0	NR
375	0	NR	505	183	NR	635	704	NR	765	12	NR	895	0	NR
380	0	NR	510	202	NR	640	635	NR	770	10	NR	900	0	NR
385	0	NR	515	219	NR	645	565	NR	775	9	NR	905	0	NR
390	0	NR	520	235	NR	650	501	NR	780	7	NR	910	0	NR
395	0	NR	525	249	NR	655	440	NR	785	6	NR	915	0	NR
400	0	NR	530	263	NR	660	383	NR	790	5	NR	920	0	NR
405	0	NR	535	281	NR	665	332	NR	795	5	NR	925	0	NR
410	1	NR	540	302	NR	670	286	NR	800	4	NR	930	0	NR
415	3	NR	545	331	NR	675	245	NR	805	3	NR	935	0	NR
420	6	NR	550	366	NR	680	210	NR	810	3	NR	940	0	NR
425	12	NR	555	411	NR	685	178	NR	815	3	NR	945	0	NR
430	21	NR	560	469	NR	690	152	NR	820	2	NR	950	0	NR
435	38	NR	565	536	NR	695	129	NR	825	2	NR	955	0	NR
440	66	NR	570	614	NR	700	109	NR	830	2	NR	960	0	NR
445	122	NR	575	701	NR	705	92	NR	835	1	NR	965	0	NR
450	215	NR	580	785	NR	710	77	NR	840	1	NR	970	0	NR
455	236	NR	585	863	NR	715	66	NR	845	1	NR	975	0	NR
460	170	NR	590	928	NR	720	55	NR	850	1	NR	980	0	NR
465	148	NR	595	971	NR	725	47	NR	855	1	NR	985	0	NR
470	132	NR	600	994	NR	730	40	NR	860	1	NR	990	0	NR
475	104	NR	605	996	NR	735	33	NR	865	1	NR	995	0	NR
480	97	NR	610	979	NR	740	28	NR	870	1	NR	1000	0	NR
485	105	NR	615	943	NR	745	24	NR	875	0	NR			

REPORT NUMBER: SP1-2407-157-2

Melanopic Flux vs. Wavelength



Melanopic Lumens: NR

M/P: 1.71

λ (nm)	Power W ² /nm	Lumens (φ/nm)	λ (nm)	Power W ² /nm	Lumens (φ/nm)	λ (nm)	Power W ² /nm	Lumens (φ/nm)	λ (nm)	Power W ² /nm	Lumens (φ/nm)	λ (nm)	Power W ² /nm	Lumens (φ/nm)
360	0	NR	490	117	NR	620	896	NR	750	20	NR	880	0	NR
365	0	NR	495	137	NR	625	838	NR	755	17	NR	885	0	NR
370	0	NR	500	160	NR	630	774	NR	760	14	NR	890	0	NR
375	0	NR	505	183	NR	635	704	NR	765	12	NR	895	0	NR
380	0	NR	510	202	NR	640	635	NR	770	10	NR	900	0	NR
385	0	NR	515	219	NR	645	565	NR	775	9	NR	905	0	NR
390	0	NR	520	235	NR	650	501	NR	780	7	NR	910	0	NR
395	0	NR	525	249	NR	655	440	NR	785	6	NR	915	0	NR
400	0	NR	530	263	NR	660	383	NR	790	5	NR	920	0	NR
405	0	NR	535	281	NR	665	332	NR	795	5	NR	925	0	NR
410	1	NR	540	302	NR	670	286	NR	800	4	NR	930	0	NR
415	3	NR	545	331	NR	675	245	NR	805	3	NR	935	0	NR
420	6	NR	550	366	NR	680	210	NR	810	3	NR	940	0	NR
425	12	NR	555	411	NR	685	178	NR	815	3	NR	945	0	NR
430	21	NR	560	469	NR	690	152	NR	820	2	NR	950	0	NR
435	38	NR	565	536	NR	695	129	NR	825	2	NR	955	0	NR
440	66	NR	570	614	NR	700	109	NR	830	2	NR	960	0	NR
445	122	NR	575	701	NR	705	92	NR	835	1	NR	965	0	NR
450	215	NR	580	785	NR	710	77	NR	840	1	NR	970	0	NR
455	236	NR	585	863	NR	715	66	NR	845	1	NR	975	0	NR
460	170	NR	590	928	NR	720	55	NR	850	1	NR	980	0	NR
465	148	NR	595	971	NR	725	47	NR	855	1	NR	985	0	NR
470	132	NR	600	994	NR	730	40	NR	860	1	NR	990	0	NR
475	104	NR	605	996	NR	735	33	NR	865	1	NR	995	0	NR
480	97	NR	610	979	NR	740	28	NR	870	1	NR	1000	0	NR
485	105	NR	615	943	NR	745	24	NR	875	0	NR			

Summary

$R_f = 76.9$
 $R_g = 92.7$
 CIE $R_a = 70.6$
 $R_9 = -36.0$



Color Vector Graphics



Individual Sample Fidelity Index ($R_{f,i}$)

CES01 = 87	CES26 = 76	CES51 = 88	CES76 = 78
CES02 = 65	CES27 = 94	CES52 = 85	CES77 = 75
CES03 = 32	CES28 = 93	CES53 = 80	CES78 = 79
CES04 = 72	CES29 = 81	CES54 = 86	CES79 = 82
CES05 = 51	CES30 = 91	CES55 = 83	CES80 = 81
CES06 = 52	CES31 = 83	CES56 = 77	CES81 = 51
CES07 = 44	CES32 = 75	CES57 = 75	CES82 = 92
CES08 = 42	CES33 = 88	CES58 = 76	CES83 = 88
CES09 = 29	CES34 = 88	CES59 = 84	CES84 = 90
CES10 = 79	CES35 = 94	CES60 = 91	CES85 = 65
CES11 = 62	CES36 = 90	CES61 = 82	CES86 = 48
CES12 = 68	CES37 = 97	CES62 = 91	CES87 = 76
CES13 = 45	CES38 = 98	CES63 = 86	CES88 = 78
CES14 = 75	CES39 = 97	CES64 = 70	CES89 = 61
CES15 = 72	CES40 = 94	CES65 = 71	CES90 = 80
CES16 = 48	CES41 = 95	CES66 = 71	CES91 = 80
CES17 = 51	CES42 = 89	CES67 = 70	CES92 = 51
CES18 = 57	CES43 = 80	CES68 = 74	CES93 = 68
CES19 = 74	CES44 = 99	CES69 = 84	CES94 = 44
CES20 = 68	CES45 = 83	CES70 = 72	CES95 = 66
CES21 = 88	CES46 = 81	CES71 = 75	CES96 = 75
CES22 = 81	CES47 = 88	CES72 = 89	CES97 = 76
CES23 = 92	CES48 = 73	CES73 = 68	CES98 = 72
CES24 = 92	CES49 = 82	CES74 = 85	CES99 = 63
CES25 = 73	CES50 = 87	CES75 = 80	



Color Rendition by Hue-Angle Bin



Measure Comparisons



(END OF REPORT)